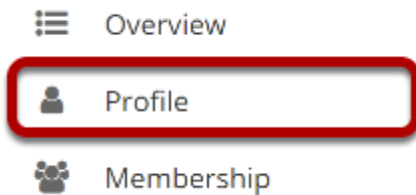


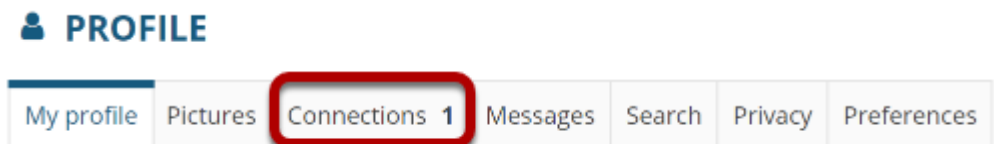
How do I accept a connection request?

Go to Profile.

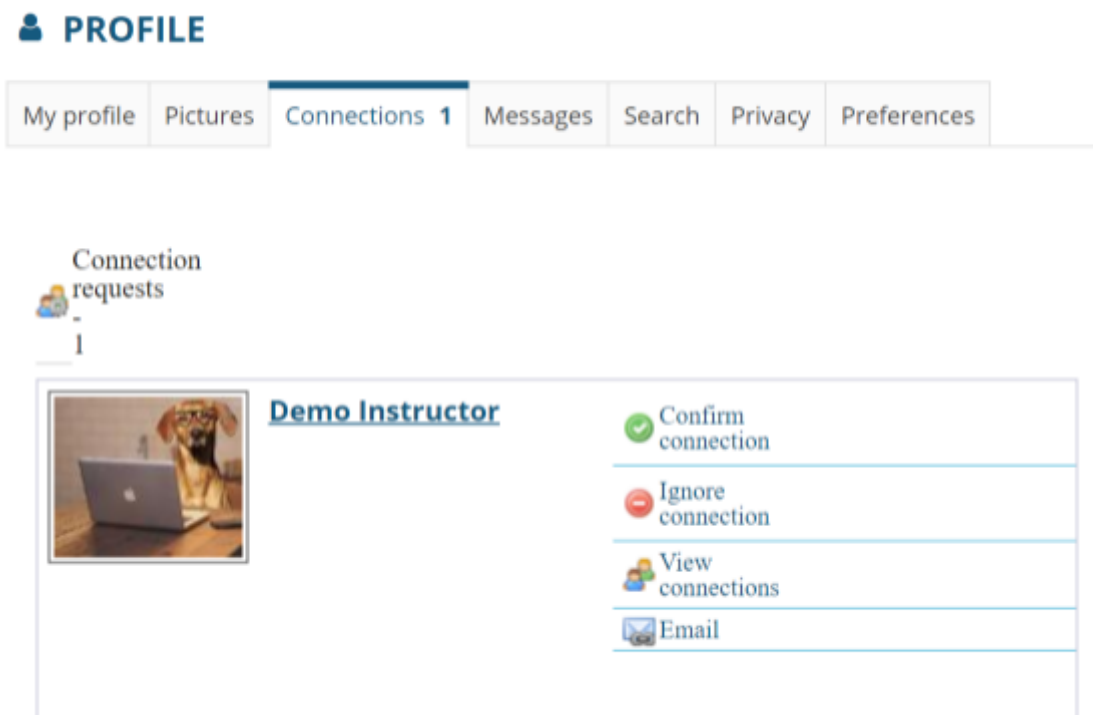


Select the **Profile** tool from the Tool Menu in your Home area.

Click Connections.



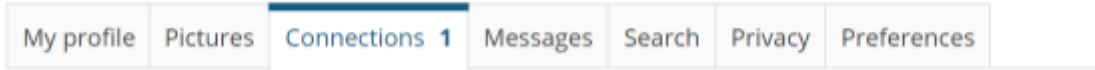
View connection requests.



Any pending connection requests that you have received will be listed here.

Select Confirm connection to accept the request.

PROFILE




Connection requests
1

	Demo Instructor	<input checked="" type="button" value="Confirm connection"/>
		<input type="button" value="Ignore connection"/>
		<input type="button" value="View connections"/>
		<input type="button" value="Email"/>

Click **Confirm connection** to accept the connection request from the selected user.

Select Confirm connection request again to verify your selection.

Confirm Demo Instructor's connection request? ✕



This will confirm **Demo Instructor's** connection request.