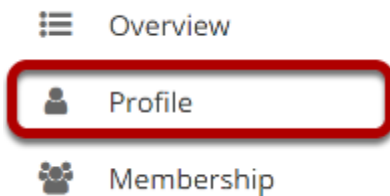


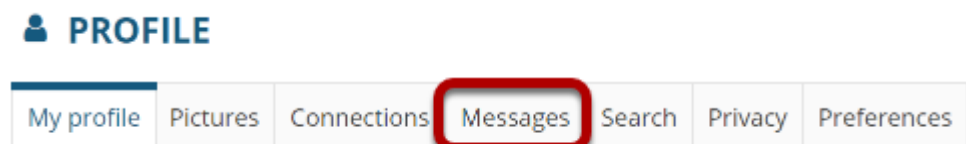
# How do I send a message to a connection in Profile?

Go to Profile.

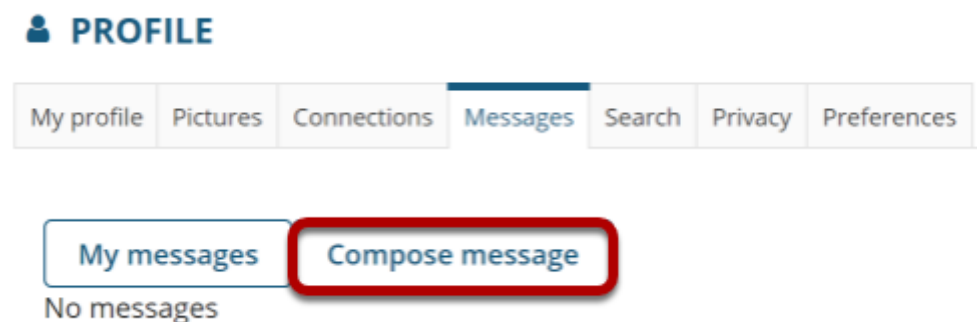


Select the **Profile** tool from the Tool Menu in your Home area.

Click Messages.



Click Compose message.



# Enter your message and send.

**PROFILE**

My profile | Pictures | Connections | **Messages** | Search | Privacy | Preferences

My messages | Compose message

**1** To Demo Instructor ✖

**2** Subject Hi there!

**3** Message Hi there!  
How are you?

**4** Send Message

1. Start typing the name of one of your connections to get a list of connections you can send a message to; then select them from the list.
2. Enter a subject.
3. Enter a message.
4. Click **Send Message**.

# Sent message will display.

 PROFILE

 Link


 Help



My profile Pictures Connections Messages Search Privacy Preferences

My messages

Compose message

To Demo Instructor 

Subject Hi there!

Message

Hi there!  
How are you?

Send Message

Message sent