



# How do I delete a topic?

## Go to Discussions.

 Announcements

 Discussions

 Assignments

Select the Discussions tool from the Tool Menu of your site.


## Select Delete Topic from the More drop-down menu.

### Forums


[Case Studies](#) [New Topic](#) | [Forum Settings](#) | [More](#) ▾

Use this area to discuss case studies from each chapter of your textbook.

▾ [View Full Description](#)

 [Chapter 2 Case Study](#) 0 unread of 0 messages [Topic Settings](#) | [More](#) ▾

Please discuss the case study from chapter 2

 [Chapter 1 Case Study](#) 0 unread of 1 message [Topic Settings](#) | [More](#) ▾

Please discuss the case study from chapter 1.


▾ [View Full Description](#)

[Duplicate Topic](#)

[Grade](#)


[Delete Topic](#)

[Discussion 1 SMPL101 Forum](#) [New Topic](#) | [Forum Settings](#) | [More](#) ▾

 [Introductions](#) 0 unread of 0 messages [Topic Settings](#) | [More](#) ▾

Click the **More** link next to the topic you want to delete, then chose the **Delete Topic** option from the drop-down menu.

## Confirm deletion.

 You are about to delete this topic and all of the messages associated with the topic. Are you sure you want to delete the following topic and its contents?

 **Chapter 1 Case Study** (not moderated)

Please discuss the case study from Chapter 1.

▼ View Full Description

DELETE TOPIC

CANCEL

You will be prompted to confirm the deletion. If you are sure that you want to delete the topic and all of the messages within it, click the **Delete Topic** button.