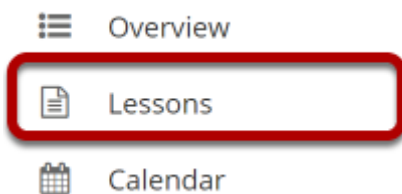


How do I add tests and quizzes to a Lessons page?

Instructors may add links to site activities (i.e., Assignments, Discussions, Test & Quizzes) on Lessons pages.

Note: These links will automatically update to maintain links to published activities if you copy your course content to a new site, as long as you do not change the name of the activity. However, you will need to publish your activities in the new site for the links to become active.

Go to Lessons.



Click on the Lessons tool in the Tool Menu to display the page.

Note: The default or blank Lessons page contains text and images that explain the basic functionality of the Lessons tool.

Click Add Content, and then select Link to a Test or Quiz.

LESSONS

Add Content + More Tools ▾ Add Layout Reorder ⚙

Add Content ✕

Simple Content Items	Linked or Embedded Items	Advanced Content Items
<ul style="list-style-type: none">Add TextAdd Content LinksAdd SubpageAdd Learning AppAdd items from another pageEmbed Content on the Page	<ul style="list-style-type: none">Link to an AssignmentLink to a Test or QuizLink to a Forum or TopicAdd Resources FolderEmbed CalendarEmbed AnnouncementsEmbed Discussions Conversations	<ul style="list-style-type: none">Add ChecklistAdd QuestionAdd Comments ToolAdd Student ContentUpload Content from a ZIP FileAdd External Tool

Use this to add a new content item at the end of the page. Use + icons to add content at other points in the page.

From the **Add Content** drop-down menu, select **Link to a Test or Quiz**.

Select the assessment from the list of Existing Quizzes.

LESSON 1

Pick a Quiz

[Create new quiz using Tests and Quizzes](#)

Existing Quizzes

- [Module 01 Quiz](#)
- [Module 02 Quiz](#)

Use selected item

Cancel

*Note: Only PUBLISHED assessments will display in the existing quizzes list. You can also select the **Create new quiz using Tests and Quizzes** link to create or publish an assessment in the Test &*

Quizzes tool. [See How do I create an assessment?](#) or [How do I publish an assessment?](#) for more on information creating and publishing.

Click Use Selected Item.

 LESSON 1

Pick a Quiz

[Create new quiz using Tests and Quizzes](#)

Existing Quizzes

[Module 01 Quiz](#)


[Module 02 Quiz](#)


Use selected item


Cancel

View quiz link.

 LESSON 1

 Print view

 Print all

 Index of pages

 Link

 Help



Add Content +

More Tools ▾

Add Layout

Reorder







Watch this TED Talk for information about the future of visual labs.

 [forest-1950402_1280.jpg](#)

[Module 01 Quiz](#)



Click Edit. (Optional)

LESSON 1

Print view

Print all

Index of pages

Link

Help



Add Content +

More Tools ▾

Add Layout

Reorder



Watch this TED Talk for information about the future of visual labs.

[forest-1950402_1280.jpg](#)

[Module 01 Quiz](#)



Add a description for the assessment, then click Update Item.

Edit Item ✕

Display Settings

Item Name

Item Description

[Change Quiz](#)
[Edit Quiz](#)
[Edit Quiz Settings](#)

► Layout & Style

► Prerequisites & Requirements

▼ Visibility & Access

View updated item.

LESSON 1

Print view

Print all

Index of pages

Link

Help



Add Content +

More Tools ▾

Add Layout

Reorder



Watch this TED Talk for information about the future of visual labs.

[forest-1950402_1280.jpg](#)

[Module 01 Quiz](#)

Module Quiz 01 covers some of the basic components of a short story.



Updating returns the display to the Lessons page with a link to the assessment and a description.