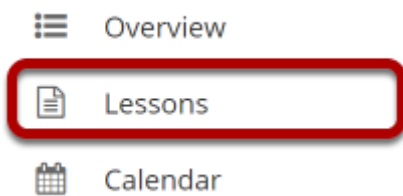


How do I embed announcements on a Lessons page?

Instructors can embed course announcements on a Lessons page. This can be useful if you are using Lessons as your course landing page, or if you wish to call attention to upcoming announcements within your content pages. Embedded announcements will automatically update according to the visibility dates specified in the Announcements tool.

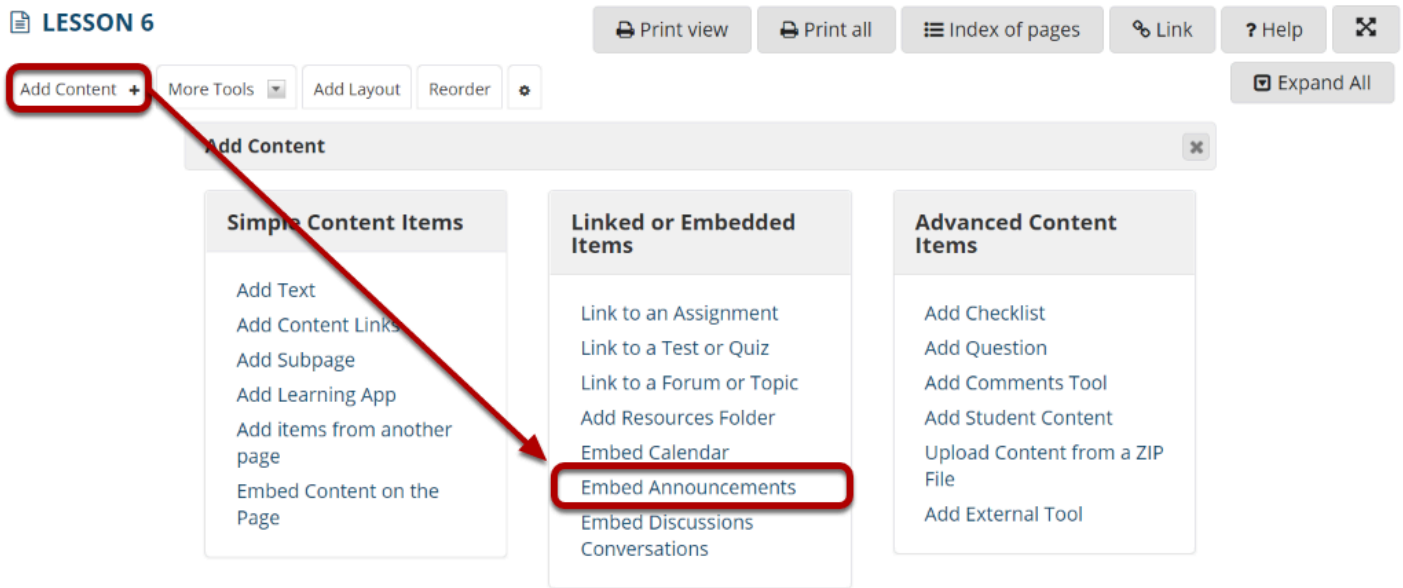
Go to Lessons.



Click on the Lessons tool in the Tool Menu to display the page.

Note: The default or blank Lessons page contains text and images that explain the basic functionality of the Lessons tool.

Click Add Content, and then select Embed Announcements.

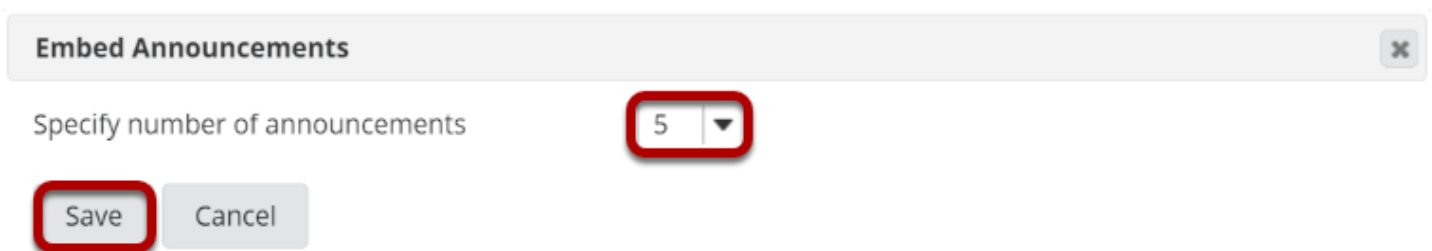


The screenshot shows the 'Add Content' menu in a lesson editor. The menu is divided into three columns: 'Simple Content Items', 'Linked or Embedded Items', and 'Advanced Content Items'. The 'Add Content' button in the top toolbar is circled in red, and a red arrow points from it to the 'Embed Announcements' option in the 'Linked or Embedded Items' column, which is also circled in red. Other options in the 'Linked or Embedded Items' column include 'Link to an Assignment', 'Link to a Test or Quiz', 'Link to a Forum or Topic', 'Add Resources Folder', 'Embed Calendar', 'Embed Discussions', and 'Conversations'. The 'Advanced Content Items' column includes 'Add Checklist', 'Add Question', 'Add Comments Tool', 'Add Student Content', 'Upload Content from a ZIP File', and 'Add External Tool'.

Use this to add a new content item at the end of the page. Use + icons to add content at other points in the page.


From the **Add Content** drop-down menu, select **Embed Announcements**.

Specify the number of announcements and then Save.



The screenshot shows the 'Embed Announcements' dialog box. It has a title bar 'Embed Announcements' with a close button. Below the title bar, there is a label 'Specify number of announcements' followed by a dropdown menu showing the number '5'. The 'Save' button is circled in red, and the 'Cancel' button is also visible.

Announcements will display.



The screenshot shows the 'Announcements' section on a page. It has a title bar 'Announcements' with a megaphone icon. Below the title bar, there is a list of announcements. The first announcement is 'Midterm Exam Postponed by Instructor Demo' with a timestamp of '10:26 3/7/2021'.

Existing course announcements, up to the number specified in the prior step, will display on the Lessons page. Click on the title of an announcement to view details.